

Phụ lục VI

Appendix VI

(Ban hành kèm theo Quyết định số 21/QĐ-SGDVN ngày 21/12/2021 của Tổng Giám đốc Sở Giao dịch Chứng khoán Việt Nam về Quy chế Công bố thông tin tại Sở Giao dịch Chứng khoán Việt Nam)
(Issued with the Decision No. 21/QĐ-SGDVN on 21/12/2021 of the CEO of Vietnam Exchange on the Information Disclosure Regulation of Vietnam Exchange)

**CÔNG TY CỔ PHẦN
TẬP ĐOÀN THIÊN LONG
THIEN LONG GROUP
CORPORATION**

**CỘNG HÒA XÃ HỘI CHỦ NGHĨA VIỆT NAM
Độc lập - Tự do - Hạnh phúc
THE SOCIALIST REPUBLIC OF VIETNAM
Independence - Freedom - Happiness**

TP. HCM, ngày 25 tháng 01 năm 2025
HCMC, 25 January 2025

**CÔNG BỐ THÔNG TIN
INFORMATION DISCLOSURE**

**Kính gửi: Sở Giao dịch Chứng khoán Việt Nam/
Sở Giao dịch Chứng khoán thành phố Hồ Chí Minh
To: Vietnam Exchange/ Hochiminh Stock Exchange**

1. Tên tổ chức/Name of organization: **CÔNG TY CỔ PHẦN TẬP ĐOÀN THIÊN LONG/
THIEN LONG GROUP CORPORATION**

- Mã chứng khoán/Mã thành viên/ Stock code/ Broker code: **TLG**

- Địa chỉ/Address: **Tầng 10, Sofic Tower, Số 10 Đường Mai Chí Thọ, Phường Thủ Thiêm, TP. Thủ Đức, TP.HCM/ 10th Floor, Sofic Tower, 10 Mai Chi Tho Street, Thu Thiem Ward, Thu Duc City, HCMC**

- Điện thoại liên hệ/Tel.: **+84 28 3750 5555** Fax: **+84 28 3750 5577**

- E-mail: **ir@thienlongvn.com**

2. Nội dung thông tin công bố/Contents of disclosure:

- Báo cáo tài chính riêng Quý IV năm 2024./ *Separate financial statements for the fourth quarter of 2024.*

- Báo cáo tài chính hợp nhất Quý IV năm 2024./ *Consolidate financial statements for the fourth quarter of 2024.*

3. Thông tin này đã được công bố trên trang thông tin điện tử của công ty vào ngày 25/01/2025 tại đường dẫn <https://thienlonggroup.com/quan-he-co-dong> /*This information was published on the company's website on 25/01/2025, as in the link <https://thienlonggroup.com/quan-he-co-dong>.*

Chúng tôi xin cam kết các thông tin công bố trên đây là đúng sự thật và hoàn toàn chịu trách nhiệm trước pháp luật về nội dung các thông tin đã công bố/*We hereby certify that the information provided is true and correct and we bear the full responsibility to the law.*



Đại diện tổ chức

Organization representative

Người đại diện theo pháp luật/Người UQ CBTT

Legal representative/ Person authorized to disclose information

(Ký, ghi rõ họ tên, chức vụ, đóng dấu)

(Signature, full name, position, and seal)



TRẦN PHƯƠNG NGA



THIEN LONG GROUP CORPORATION

CONSOLIDATED FINANCIAL STATEMENTS FOR THE FOURTH QUARTER OF 2024

TABLE OF CONTENTS

PAGE

Corporate information	1
Consolidated balance sheet (Form B 01 – DN/HN)	2-3
Consolidated income statement (Form B 02 – DN/HN)	4
Consolidated cash flow statement (Form B 03 – DN/HN)	5



THIEN LONG GROUP CORPORATION

CORPORATE INFORMATION

Enterprise registration certificate

No. 0301464830 dated 14 March 2005 was initially issued by the Department of Planning and Investment of Ho Chi Minh City with the latest 23rd amendment dated 09 December 2024

Board of Directors

Mr. Co Gia Tho	Chairman
Ms. Tran Thai Nhu	Member
Ms. Co Ngan Binh	Member
Ms. Co Cam Nguyet	Member
Mr. Tayfun Uner	Member
Mr. Pham Nguyen Tri	Member
Mr. Nguyen Dinh Tam	Member

Board of Supervision

Ms. Nguyen Thi Bich Nga	Head
Ms. Ta Hong Diep	Member
Ms. Vu Thi Thanh Nga	Member

Chief Executive Officer

Ms. Tran Phuong Nga	Chief Executive Officer
---------------------	-------------------------

Legal representative

Ms. Tran Phuong Nga	Chief Executive Officer
---------------------	-------------------------

Registered office

10th Floor, Sofic Tower, No. 10 Mai Chi Tho Street, Thu Thiem Ward, Thu Duc City, Ho Chi Minh City, Vietnam

14
CÔNG
CỐ
TẬP
HIỆP
ĐỨC

CONSOLIDATED BALANCE SHEET
AS AT 31 DECEMBER 2024

Code	ASSETS	Note	Closing balance VND	Opening balance VND
100	A. CURRENT ASSETS		2,670,706,305,975	2,074,455,057,354
110	I. Cash and cash equivalents	3	700,074,273,053	243,232,641,902
111	Cash		334,874,273,053	243,232,641,902
112	Cash equivalents		365,200,000,000	-
120	II. Short-term investments		360,900,000,000	447,342,000,000
123	Held-to-maturity investments	4(a)	360,900,000,000	447,342,000,000
130	III. Short-term receivables		649,050,923,753	438,809,370,785
131	Short-term trade receivables	5	612,821,383,076	390,722,017,248
132	Short-term prepayments to suppliers	6	14,624,171,905	12,800,019,323
135	Short-term lending		16,000,000,000	16,000,000,000
136	Other short-term receivables	7	12,303,121,563	30,011,672,235
137	Provision for doubtful debts - short-term	8	(6,697,752,791)	(10,775,506,081)
139	Shortage of assets awaiting resolution		-	51,168,060
140	IV. Inventories	9	784,896,481,994	831,699,883,043
141	Inventories		833,963,734,982	855,426,140,198
149	Provision for decline in value of inventories		(49,067,252,988)	(23,726,257,155)
150	V. Other current assets		175,784,627,175	113,371,161,624
151	Short-term prepaid expenses	10(a)	23,135,505,351	15,759,867,109
152	Value added tax ("VAT") deductibles		143,451,017,773	93,018,891,136
153	Tax and other receivables from the State	16(a)	9,198,104,051	4,592,403,379
200	B. LONG-TERM ASSETS		688,855,057,514	733,993,121,467
210	I. Long-term receivables		14,717,155,781	12,978,175,740
216	Other long-term receivables		14,717,155,781	12,978,175,740
220	II. Fixed assets		528,291,326,958	575,586,339,381
221	Tangible fixed assets	11(a)	504,876,115,604	549,978,973,266
222	- Historical cost		1,341,014,256,759	1,309,168,718,614
223	- Accumulated depreciation		(836,138,141,155)	(759,189,745,348)
227	Intangible fixed assets	11(b)	23,415,211,354	25,607,366,115
228	- Historical cost		81,114,342,736	79,794,421,651
229	- Accumulated amortisation		(57,699,131,382)	(54,187,055,536)
240	III. Long-term asset in progress		20,391,542,457	7,742,307,132
242	Construction in progress	12	20,391,542,457	7,742,307,132
250	IV. Long-term investments		64,214,208,000	62,833,024,000
252	Investments in associate	4(b)	37,200,000,000	36,000,000,000
253	Investments in other entities	4(b)	30,685,000,000	30,685,000,000
254	Provision for long-term investments	4(b)	(3,670,792,000)	(3,851,976,000)
260	V. Other long-term assets		61,240,824,318	74,853,275,214
261	Long-term prepaid expenses	10(b)	48,699,473,781	49,846,542,512
262	Deferred income tax assets	13	12,541,350,537	25,006,732,702
270	TOTAL ASSETS		3,359,561,363,489	2,808,448,178,821


CONSOLIDATED BALANCE SHEET
AS AT 31 DECEMBER 2024

(continued)

CODE	RESOURCES	Note	Closing balance VND	Opening balance VND
300	C. LIABILITIES		1,012,333,480,318	714,468,096,169
310	I. Short-term liabilities		985,667,030,318	659,537,277,010
311	Short-term trade payables	14	260,159,397,874	193,822,557,387
312	Short-term advances from customers	15	8,135,085,608	3,760,419,107
313	Tax and other payables to the State	16(b)	48,759,143,419	31,403,758,947
314	Payables to employees		43,977,764,490	40,388,971,499
315	Short-term accrued expenses	17	81,163,548,557	91,872,424,289
319	Other short-term payables	18	7,621,951,212	6,419,625,092
320	Short-term borrowings	19(a)	486,603,154,331	250,142,393,862
322	Bonus and welfare fund	24	49,246,984,827	41,727,126,827
330	II. Long-term liabilities		26,666,450,000	54,930,819,159
338	Long-term borrowings	19(b)	6,195,560,000	33,498,604,659
342	Provision for long-term liabilities	20	20,470,890,000	21,432,214,500
400	D. OWNERS' EQUITY		2,347,227,883,171	2,093,980,082,652
410	I. Capital and reserves		2,347,227,883,171	2,093,980,082,652
411	Owners' contributed capital	21,22	864,535,750,000	785,944,530,000
411a	- Ordinary shares with voting rights		864,535,750,000	785,944,530,000
412	Share premium	22	361,633,483,771	361,633,483,771
417	Foreign exchange differences	22	2,019,934,276	587,031,236
418	Investment and development fund	22	261,896,462,556	261,896,462,556
421	Undistributed earnings	22	857,949,709,802	683,572,010,385
	- Undistributed post-tax profits of previous years		489,876,419,155	451,323,152,734
421a	- Undistributed post-tax profits of current year		368,073,290,647	232,248,857,651
421b			(807,457,234)	346,564,704
429	Non-controlling interests	22		
440	TOTAL RESOURCES		3,359,561,363,489	2,808,448,178,821



Dao Xuan Nam
Preparer



Nguyen Ngoc Nhon
Chief accountant



Tran Phuong Nga
Chief Executive Officer
24 January 2025


CONSOLIDATED INCOME STATEMENT

FOR THE FOURTH QUARTER OF 2024 AND THE YEAR ENDED 31 DECEMBER 2024

Code	Note	Quarter 4 FY2024 VND	Quarter 4 FY2023 VND	Current year VND	Previous year VND
01	Revenue from sales of goods and rendering of services	851,364,302,136	693,811,456,044	3,772,752,571,792	3,496,671,800,535
02	Less deductions	(4,596,557,721)	(4,770,824,145)	(14,167,235,011)	(34,798,584,339)
10	Net revenue from sales of goods and rendering of services	846,767,744,415	689,040,631,899	3,758,585,336,781	3,461,873,216,196
11	Cost of goods sold and services rendered	(485,317,728,566)	(393,318,937,166)	(2,083,184,660,839)	(1,949,334,544,727)
20	Gross profit from sales of goods and rendering of services	361,450,015,849	295,721,694,733	1,675,400,675,942	1,512,538,671,469
21	Financial income	22,286,943,462	14,350,567,329	58,322,770,180	48,462,393,200
22	Financial expenses	(7,209,665,451)	(4,260,808,437)	(28,050,598,215)	(25,638,774,592)
23	<i>Including: Interest expense</i>	(3,733,581,585)	(2,810,661,483)	(13,516,022,950)	(17,849,957,542)
24	Gain/(Loss) sharing from associate	1,200,000,000	(4,000,000,000)	1,200,000,000	(4,000,000,000)
25	Selling expenses	(216,192,951,245)	(177,437,098,195)	(769,661,526,258)	(740,458,551,171)
26	General and administration expenses	(106,174,496,482)	(86,264,040,443)	(357,185,352,088)	(346,933,731,105)
30	Net operating profit	55,359,846,133	38,110,314,987	580,025,969,561	443,970,007,801
31	Other income	2,615,370,290	1,707,112,470	10,939,784,326	9,198,976,721
32	Other expenses	(3,434,355,826)	(707,869,428)	(4,105,148,101)	(1,206,328,608)
40	Net other income	(818,985,536)	999,243,042	6,834,636,225	7,992,648,113
50	Accounting profit before tax	54,540,860,597	39,109,558,029	586,860,605,786	451,962,655,914
51	Current corporate income/(expense) tax	(9,056,253,521)	(14,403,186,111)	(114,197,366,142)	(93,999,785,980)
52	Deferred Corporate income/(expense) tax	(6,522,535,093)	3,768,257,057	(12,465,382,165)	(1,788,597,353)
60	Profit after tax	38,962,071,983	28,474,628,975	460,197,857,479	356,174,272,581
Attributable to:					
61	Owners of the Company	39,156,078,466	28,781,549,204	461,667,743,647	358,940,537,151
62	Non-controlling interests	(194,006,483)	(306,920,229)	(1,469,886,168)	(2,766,264,570)
70	Basic earnings per share	25(a)		4,806	3,770
71	Diluted earnings per share	25(b)		4,806	3,770



Dao Xuan Nam
Preparer



Nguyen Ngoc Nhon
Chief accountant



Tran Phuong Nga
Chief Executive Officer
24 January 2025

CONSOLIDATED CASH FLOW STATEMENT

FOR THE FOURTH QUARTER OF 2024 AND THE YEAR ENDED 31 DECEMBER 2024

(Indirect method)


Mã số	Quarter 4 FY2024 VND	Quarter 4 FY2023 VND	Current year VND	Previous year VND	
CASH FLOWS FROM OPERATING ACTIVITIES					
01	Accounting profit before tax	54,540,860,597	39,109,558,029	586,860,605,786	451,962,655,914
Adjustments for:					
02	Depreciation and amortisation	23,024,126,575	23,991,465,625	95,214,116,033	89,902,946,465
03	Provisions/(reversal of provisions)	6,306,629,554	11,255,731,371	18,920,734,043	16,801,974,821
04	Unrealised foreign exchange (gains)/losses	(10,741,210,675)	(5,265,986,425)	(10,741,210,675)	(5,265,986,425)
05	Profits from investing activities	(8,471,977,836)	(5,187,238,862)	(31,100,259,146)	(27,263,348,343)
06	Interest expense	3,733,581,585	2,810,661,483	13,516,022,950	17,849,957,542
08	Operating profit before changes in working capital	68,392,009,800	66,714,191,221	672,670,008,991	543,988,199,974
09	Increase in receivables	(31,000,557,337)	89,269,942,159	(260,911,530,781)	(96,587,096,744)
10	Decrease/(increase) in inventories	(62,747,104,961)	(27,957,592,460)	21,462,405,216	75,330,808,417
11	(Decrease)/increase in payables	68,486,947,106	25,251,597,340	95,879,606,563	(139,128,793,349)
12	Decrease in prepaid expenses	(13,607,080,896)	2,849,628,828	(6,228,603,097)	9,348,264,238
14	Interest paid	(3,184,906,332)	(2,956,513,262)	(12,730,701,962)	(17,890,835,432)
15	Corporate income tax paid	(25,208,480,450)	(15,005,364,648)	(108,243,327,758)	(81,224,931,924)
17	Other payments on operating activities	(3,018,362,791)	(1,266,096,596)	(42,776,938,314)	(44,731,834,686)
20	Lưu chuyển tiền thuần từ hoạt động kinh doanh	(1,887,535,861)	136,899,792,582	359,120,918,858	249,103,780,494
CASH FLOWS FROM INVESTING ACTIVITIES					
21	Purchases of fixed assets and other long-term assets	(19,193,388,993)	(16,055,524,225)	(83,202,845,262)	(106,967,786,946)
22	Proceeds from disposals of fixed assets	322,069,455	224,850,636	4,702,378,866	2,619,831,578
23	Term deposits placed at banks	(106,500,000,000)	(237,512,000,000)	(959,831,000,000)	(699,882,000,000)
24	Collection of term deposits placed at banks	440,727,000,000	37,370,000,000	1,046,273,000,000	596,210,000,000
25	Investments in other entities	-	-	-	(15,000,000,000)
26	Proceeds from divestment in other entities	-	-	-	7,000,000,000
27	Dividends and interest received	10,545,065,588	1,656,967,710	28,418,886,420	25,087,254,377
30	Net cash outflows from investing activities	325,900,746,050	(214,315,705,879)	36,360,420,024	(190,932,700,991)
CASH FLOWS FROM FINANCING ACTIVITIES					
31	Proceeds from issuance of shares to non-controlling shareholders	-	8,000,000,000	-	9,800,000,000
32	Repayments of contributed capital and repurchase of stock issued	(300,000,000)	-	(300,000,000)	-
33	Proceeds from borrowings	348,229,885,800	235,852,150,870	1,193,732,518,328	983,224,833,832
34	Repayments of borrowings	(301,148,160,263)	(153,198,928,392)	(984,574,802,518)	(946,082,427,117)
36	Dividends paid	(78,594,453,000)	-	(157,200,071,500)	(272,280,585,500)
40	Net cash outflows from financing activities	(31,812,727,463)	90,653,222,478	51,657,644,310	(225,338,178,785)
50	Net decrease in cash and cash equivalents	292,200,482,726	13,237,309,181	447,138,983,192	(167,167,099,282)
60	Cash at beginning of year	399,169,692,617	224,642,477,916	243,232,641,902	405,368,125,624
61	<i>Effect of foreign exchange differences</i>	8,704,097,710	5,352,854,805	9,702,647,959	5,031,615,560
70	Cash at end of year	700,074,273,053	243,232,641,902	700,074,273,053	243,232,641,902



Dao Xuan Nam
Preparer



Nguyen Ngoc Nhon
Chief accountant

Tran Phuong Nga
Chief Executive Officer
24 January 2025

No. 08/2025/CV-TLG

-----o0o-----

Re: *Explanation of Consolidated Business Results, Seperate Business Results for Q4 and the Fiscal Year Ending 31/12/2024.*

Ho Chi Minh City, January 24, 2025

**To: - STATE SECURITIES COMMISSION
- HO CHI MINH CITY STOCK EXCHANGE**

Thien Long Group Joint Stock Company (Stock Code: TLG) would like to explain the fluctuations in business results presented in the consolidated financial statements and separate parent company financial statements for Q4 and the fiscal year ending December 31, 2024, compared to the same period last year as follows:

Consolidated Business Results:

Consolidated net revenue for Q4 2024 reached VND 847 billion, an increase of VND 158 billion, equivalent to a 23% increase compared to the same period last year. Accumulated revenue for the year reached VND 3,759 billion, an increase of VND 297 billion, equivalent to an 8.6% increase compared to the previous year.

Consolidated profit after tax (after deducting minority shareholder interests) for Q4 2024 reached VND 39 billion, an increase of VND 10 billion, equivalent to a 36% increase compared to the same period last year. Accumulated profit for the year reached VND 462 billion, an increase of VND 103 billion, equivalent to a 28.6% increase compared to the previous year.

The overall market demand improved relatively in Q4 this year, coupled with stable growth in export revenue, both of which contributed to the increase in net revenue compared to 2023.

Gross profit improved significantly compared to the same period last year, along with reduced operating costs thanks to effective cost management. These major factors contributed to the increase in profit after tax compared to 2023.

Parent Company Business Results:

Parent company net revenue for Q4 2024 reached VND 224 billion, an increase of VND 41 billion, equivalent to a 22% increase compared to the same period last year. Accumulated revenue for the year reached VND 1,044 billion, an increase of VND 264 billion, equivalent to a 34% increase compared to the previous year.

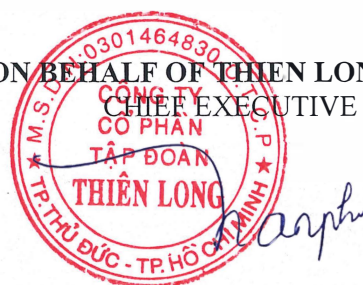
Parent company loss after tax for Q4 2024 was VND 10 billion, compared to a loss of VND 2 billion in the same period last year. Accumulated profit for the year reached VND 389 billion, an increase of VND 58 billion, equivalent to an 18% increase compared to the previous year.

The increase in net revenue for the parent company compared to the same period is mainly attributed to export revenue, including the transfer of export revenue from subsidiaries to the parent company. The revenue increase contributed to the gross profit increase, along with the profit transfer from subsidiaries amounting to VND 350 billion this year, compared to VND 330 billion last year, resulting in an increase in parent company profit after tax compared to last year.

The above outlines the main fluctuations in consolidated business results and parent company business results for Q4 and the fiscal year ending December 31, 2024, compared to the same period last year.

Respectfully,

FOR AND ON BEHALF OF THIEN LONG GROUP CORPORATION
CHIEF EXECUTIVE OFFICER



TRAN PHUONG NGA